

2018 Campus Master Plan Preliminary Draft Concepts

Theresa Doherty
Senior Project Director

Rebecca Barnes
University Architect



CURRENT SCHEDULE for 2018 CAMPUS MASTER PLAN



- Kick off of Campus Master Plan and EIS Scoping
October 14 & 15, 2015
- **Preliminary Plan Concepts Developed –
Winter and Spring 2016**
- Draft Plan and Draft EIS published – Fall 2016
- Final Plan and Final EIS published – Winter 2017
- Hearing Examiner and City Council – Summer 2017
- City Council and Board of Regents approval –
Late 2017 or early 2018



UNIVERSITY OF WASHINGTON CAMPUS MASTER PLAN UPDATE

CITY/UNIVERSITY AGREEMENT (CUA) REQUIREMENTS

The City/University Agreement (CUA) establishes the official requirements of the campus master planning process. The draft and final master plans will address each of these areas.



MAJOR INSTITUTION OVERLAY (MIO) BOUNDARY



GENERAL USE AND LOCATION OF PROPOSED DEVELOPMENT



FUTURE ENERGY AND UTILITY NEEDS



NON-INSTITUTIONAL ZONES



INSTITUTIONAL ZONE AND DEVELOPMENT STANDARDS



ALTERNATIVE PROPOSALS FOR PHYSICAL DEVELOPMENT



HEIGHT AND LOCATION OF EXISTING FACILITIES



EXISTING AND PROPOSED CIRCULATION NETWORK



PROPOSED DEVELOPMENT PHASES AND TIMETABLE



EXISTING AND PROPOSED OPEN SPACE

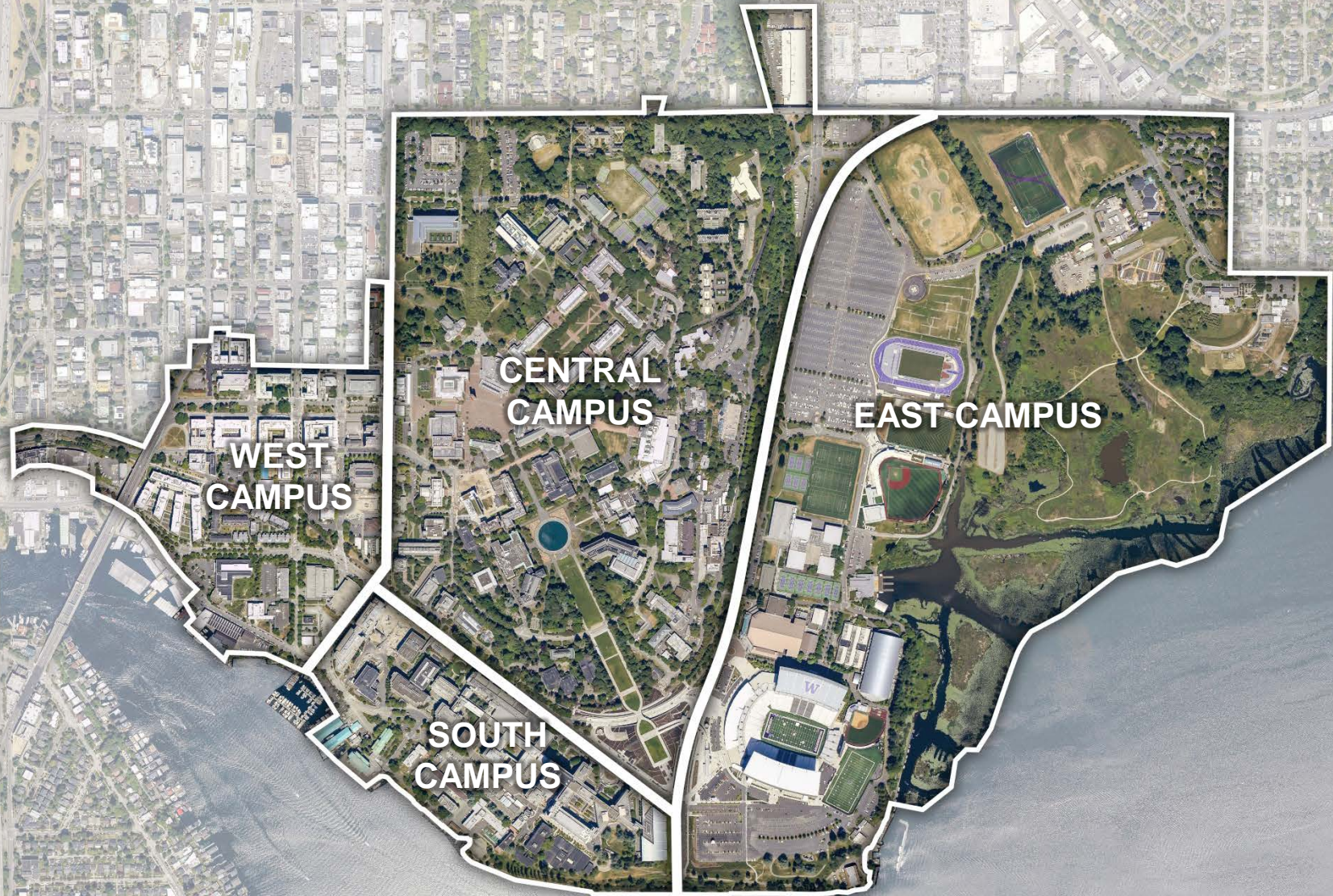


TRANSPORTATION MANAGEMENT PLAN(TDM)



PROPOSED STREET AND ALLEY VACATIONS

Major Institution Boundary and Campus Sectors



**WEST
CAMPUS**

**CENTRAL
CAMPUS**

**SOUTH
CAMPUS**

EAST-CAMPUS



2018 Campus Master Plan Development Capacity

This plan identifies almost 12.7 million gross square feet of development. During the life of this plan, only 6 million will be developed within the four sectors of campus based on the square footage in the fourth column.

Campus Area	Net New Development Introduced (GSF)	Maximum Development Limit (%)	Maximum Development Limit (GSF)
Central	2,010,551	15%	900,000
West	3,198,685	50%	3,000,000
South	2,892,735	25%	1,500,000
East	4,633,571	10%	600,000
Total	12,735,542	100%	6,000,000

2018 Potential Development Sites

- 85 sites spread throughout the four sectors of campus
- Not all sites will be developed
- Only 6 million of the 12.7 identified will be developed
- Identifying more space than needed gives the University flexibility



2018 Campus Master Plan Potential* Development Site Heights

- Potential Development Sites
- Existing Buildings

*not all potential development sites will be developed



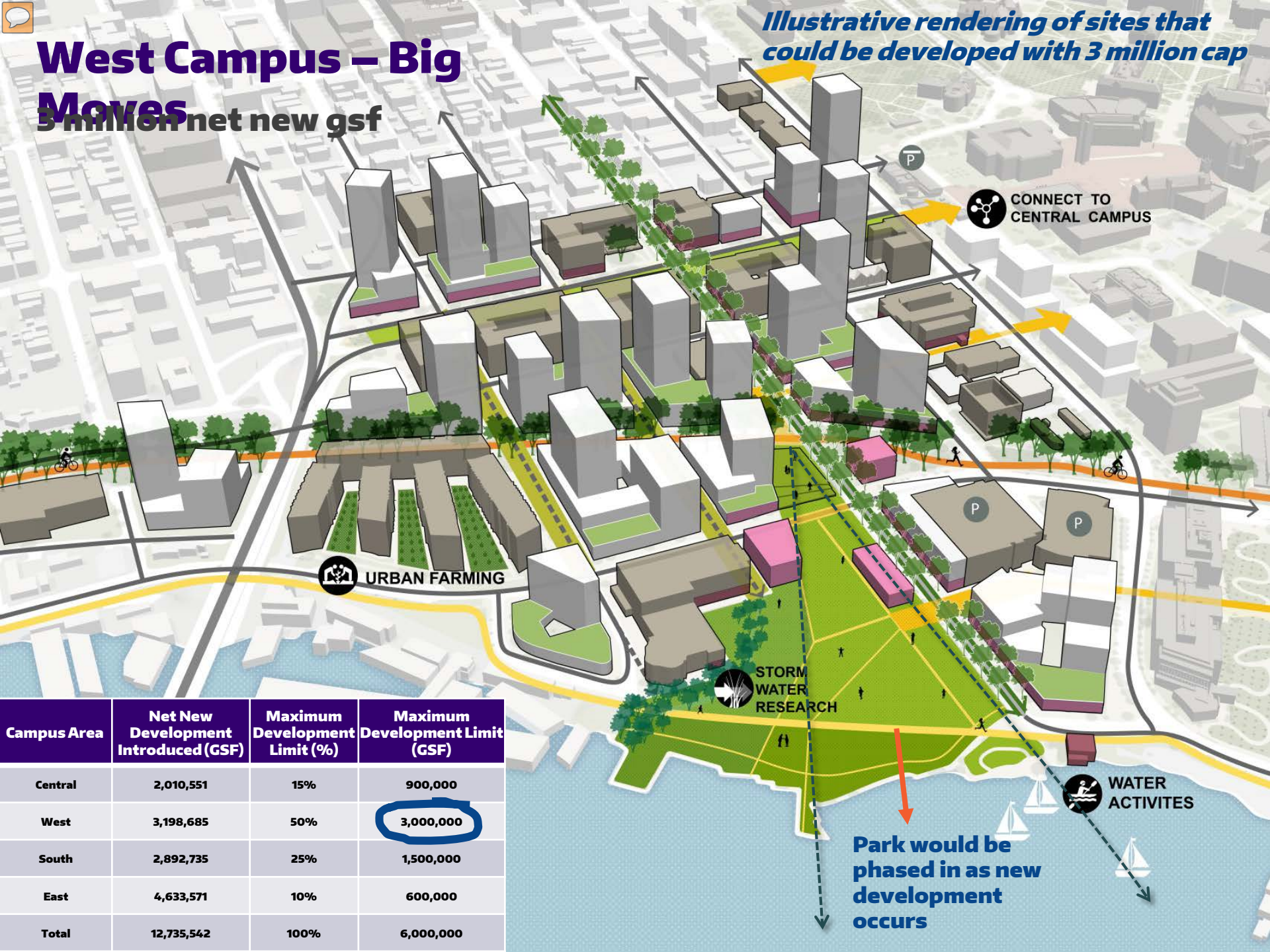
West Campus



West Campus – Big Moves

3 million net new gsf

Illustrative rendering of sites that could be developed with 3 million cap



Campus Area	Net New Development Introduced (GSF)	Maximum Development Limit (%)	Maximum Development Limit (GSF)
Central	2,010,551	15%	900,000
West	3,198,685	50%	3,000,000
South	2,892,735	25%	1,500,000
East	4,633,571	10%	600,000
Total	12,735,542	100%	6,000,000

South Campus

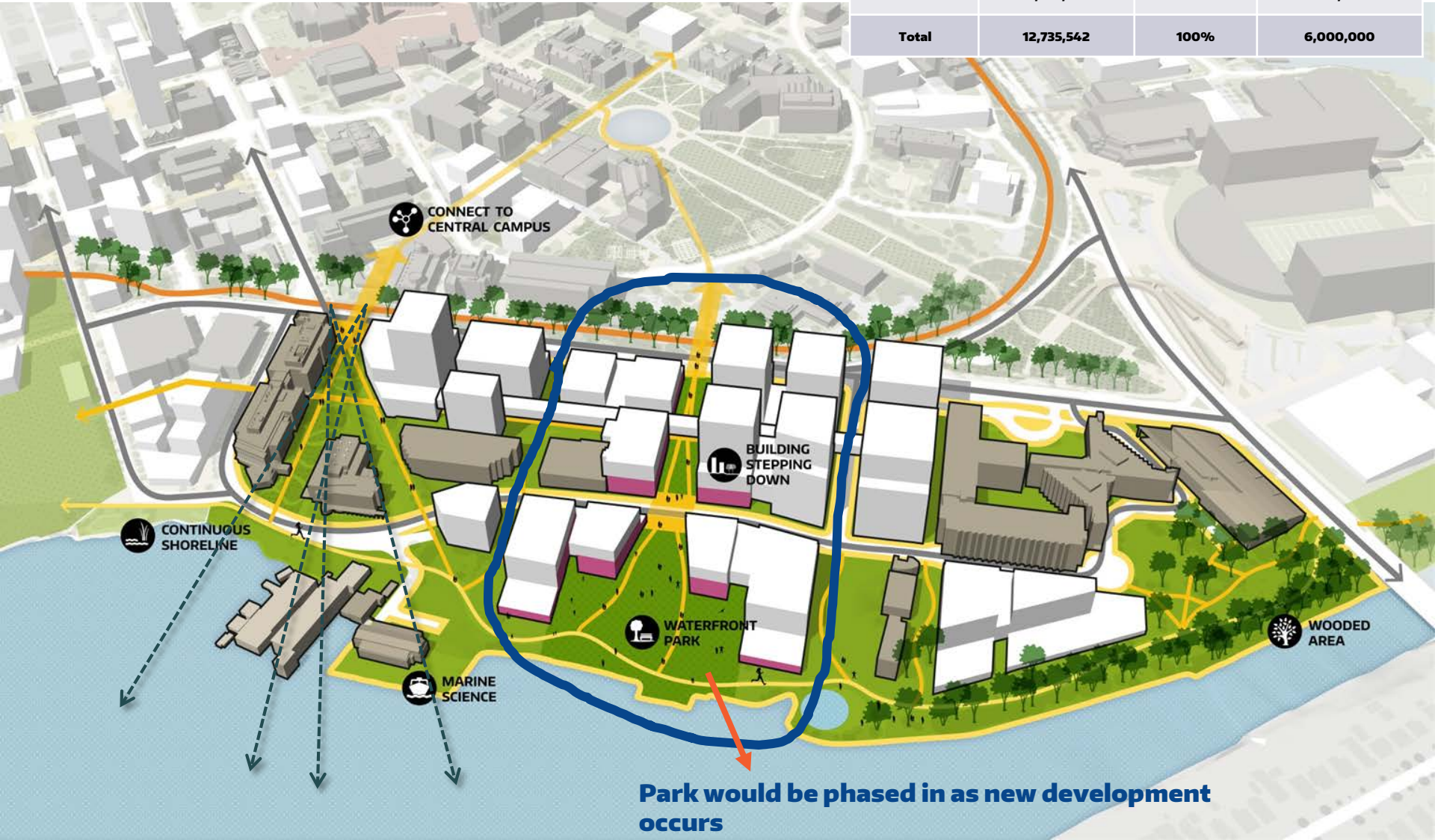


South Campus – Big Moves

1.5 million net new gsf

Illustrative rendering of sites that could be developed with 1.5 million limit

Campus Area	Net New Development Introduced (GSF)	Maximum Development Limit (%)	Maximum Development Limit (GSF)
Central	2,010,551	15%	900,000
West	3,198,685	50%	3,000,000
South	2,892,735	25%	1,500,000
East	4,633,571	10%	600,000
Total	12,735,542	100%	6,000,000



Park would be phased in as new development occurs

East Campus

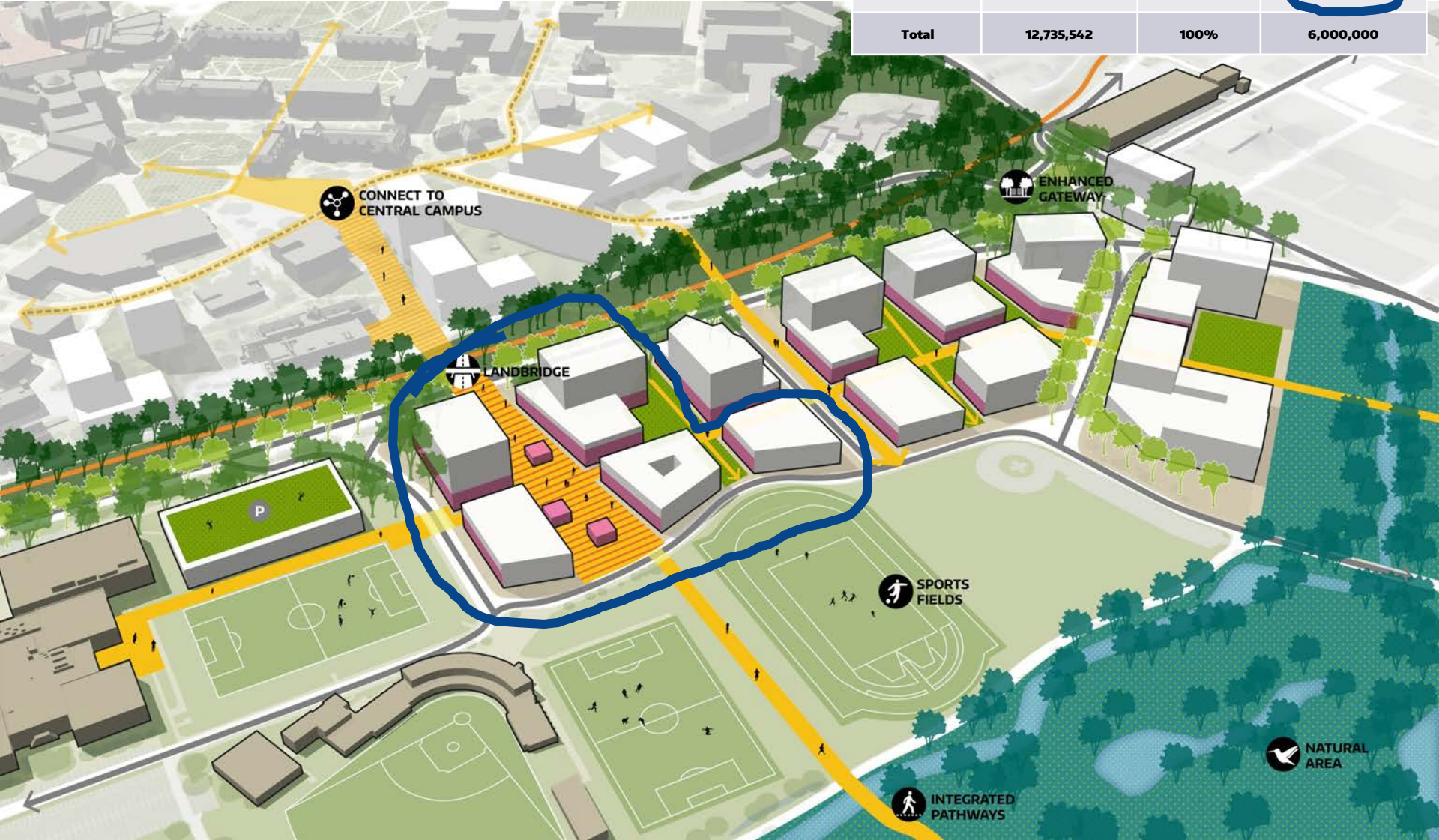


East Campus – Big Moves

600,000 net new gsf

Illustrative rendering of sites that could be developed with 600,000 limit

Campus Area	Net New Development Introduced (GSF)	Maximum Development Limit (%)	Maximum Development Limit (GSF)
Central	2,010,551	15%	900,000
West	3,198,685	50%	3,000,000
South	2,892,735	25%	1,500,000
East	4,633,571	10%	600,000
Total	12,735,542	100%	6,000,000



Central Campus

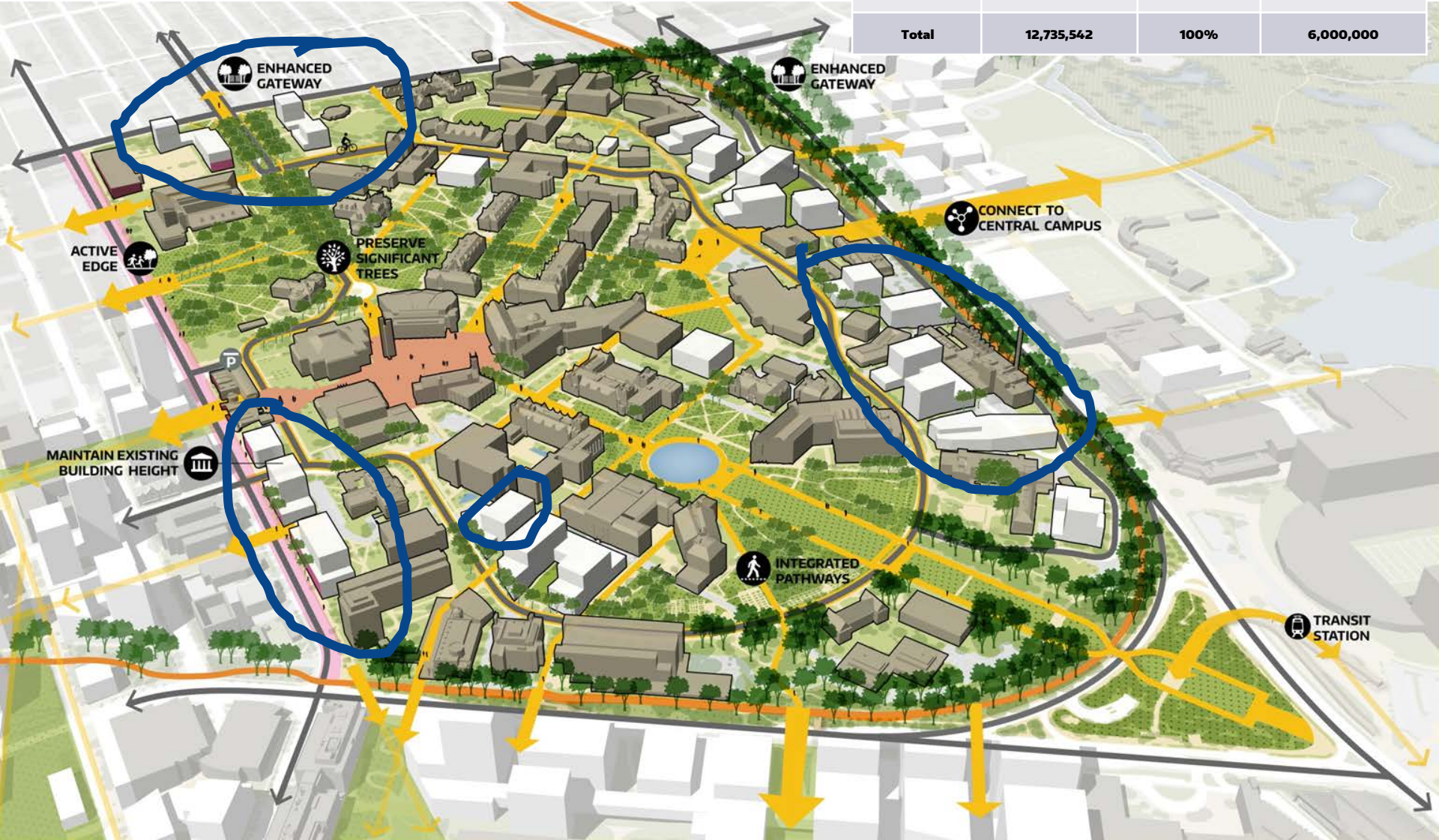


Central Campus – Big Moves

900,000 net new gsf

Illustrative rendering of sites that could be developed with 900,000 limit

Campus Area	Net New Development Introduced (GSF)	Maximum Development Limit (%)	Maximum Development Limit (GSF)
Central	2,010,551	15%	900,000
West	3,198,685	50%	3,000,000
South	2,892,735	25%	1,500,000
East	4,633,571	10%	600,000
Total	12,735,542	100%	6,000,000



CURRENT SCHEDULE for 2018 CAMPUS MASTER PLAN



- Kick off of Campus Master Plan and EIS Scoping
October 14 & 15, 2015
- **Preliminary Plan Concepts Developed –
Winter and Spring 2016**
- Draft Plan and Draft EIS published – Fall 2016
- Final Plan and Final EIS published – Winter 2017
- Hearing Examiner and City Council – Summer 2017
- City Council and Board of Regents approval –
Late 2017 or early 2018